

**TAX ASSESSOR-COLLECTOR CERTIFICATION  
2021 TAX LEVY**

Entity: **County of Uvalde**

I, Roberto Valdez, Chief Appraiser for Uvalde County Appraisal District, acting as this entities' Tax Assessor-Collector, certify the following information is true and correct to the best of my knowledge for the 2021 tax year. The Appraisal District has prepared and mailed out tax bills to all property owners within your entity, and hereby certifies this entities' **Tax Levy** as follows:

| <b>Tax Assessor-Collector Certified Tax Levy</b> |                        |
|--|------------------------|
| <b>County of Uvalde</b>                          | <b>\$12,331,441.96</b> |

  
\_\_\_\_\_  
Roberto Valdez, RPA, RTA, CCA, CTA

October 07, 2021  
Date

I attest that the individual signing above, subscribed and swore to the accuracy and truth of the information provided on this form, before me, this 7<sup>th</sup> day of October, 2021.

Aurora DeHoyos  
Notary Public

6-9-2024  
Date Commission Expires



# 2021 LEVY TOTALS

GU - COUNTY OF UVALDE

Property Count: 24,611

Grand Totals

10/6/2021

5:17:37PM

| Land           | Value         |                   |     |               |
|----------------|---------------|-------------------|-----|---------------|
| Homesite:      | 138,672,804   |                   |     |               |
| Non Homesite:  | 482,119,011   |                   |     |               |
| Ag Market:     | 2,404,230,779 |                   |     |               |
| Timber Market: | 0             | <b>Total Land</b> | (+) | 3,025,022,594 |

| Improvement   | Value       |                           |     |               |
|---------------|-------------|---------------------------|-----|---------------|
| Homesite:     | 547,357,051 |                           |     |               |
| Non Homesite: | 802,901,601 | <b>Total Improvements</b> | (+) | 1,350,258,652 |

| Non Real           | Count | Value                 |     |               |
|--------------------|-------|-----------------------|-----|---------------|
| Personal Property: | 1,902 | 383,638,857           |     |               |
| Mineral Property:  | 0     | 0                     |     |               |
| Autos:             | 0     | 0                     |     |               |
|                    |       | <b>Total Non Real</b> | (+) | 383,638,857   |
|                    |       | <b>Market Value</b>   | =   | 4,758,920,103 |

| Ag                         | Non Exempt    | Exempt |                                 |                   |
|----------------------------|---------------|--------|---------------------------------|-------------------|
| Total Productivity Market: | 2,404,230,779 | 0      |                                 |                   |
| Ag Use:                    | 104,720,239   | 0      | <b>Productivity Loss</b>        | (-) 2,299,510,540 |
| Timber Use:                | 0             | 0      | <b>Appraised Value</b>          | = 2,459,409,563   |
| Productivity Loss:         | 2,299,510,540 | 0      | <b>Homestead Cap</b>            | (-) 42,218,758    |
|                            |               |        | <b>Assessed Value</b>           | = 2,417,190,805   |
|                            |               |        | <b>Total Exemptions Amount</b>  | (-) 272,607,840   |
|                            |               |        | <b>(Breakdown on Next Page)</b> |                   |
|                            |               |        | <b>Net Taxable</b>              | = 2,144,582,965   |

| Freeze          | Assessed           | Taxable            | Actual Tax        | Ceiling           | Count        |                                |                 |
|-----------------|--------------------|--------------------|-------------------|-------------------|--------------|--------------------------------|-----------------|
| DP              | 13,247,182         | 12,955,222         | 54,543.40         | 55,732.12         | 197          |                                |                 |
| DPS             | 622,211            | 622,211            | 1,844.32          | 1,844.32          | 5            |                                |                 |
| OV65            | 284,486,853        | 207,003,467        | 730,848.57        | 748,273.14        | 2,383        |                                |                 |
| <b>Total</b>    | <b>298,356,246</b> | <b>220,580,900</b> | <b>787,236.29</b> | <b>805,849.58</b> | <b>2,585</b> | <b>Freeze Taxable</b>          | (-) 220,580,900 |
| <b>Tax Rate</b> | <b>0.6000000</b>   |                    |                   |                   |              |                                |                 |
|                 |                    |                    |                   |                   |              | <b>Freeze Adjusted Taxable</b> | = 1,924,002,065 |

| Levy Info                    |           |                          |                      |
|------------------------------|-----------|--------------------------|----------------------|
| M&O Rate:                    | 0.5300000 | M&O Tax:                 | 10,892,612.48        |
| I&S Rate:                    | 0.0700000 | I&S Tax:                 | 1,438,648.52         |
| Protected I&S Rate:          | 0.0000000 | Protected I&S Tax:       | 0.00                 |
|                              |           | Ag Penalty:              | 180.96               |
|                              |           | PP Late Penalty:         | 0.00                 |
|                              |           | Late Correction Penalty: | 7.08                 |
|                              |           | <b>Total Levy</b>        | <b>12,331,441.96</b> |
| Tax Increment Finance Value: |           |                          | 0                    |
| Tax Increment Finance Levy:  |           |                          | 0.00                 |

# 2021 LEVY TOTALS

GU - COUNTY OF UVALDE

Property Count: 24,611

Grand Totals

10/6/2021

5:17:39PM

## Exemption Breakdown


| Exemption     | Count | Local              | State              | Total              |
|---------------|-------|--------------------|--------------------|--------------------|
| AB            | 2     | 49,700,000         | 0                  | 49,700,000         |
| CH            | 18    | 15,960,398         | 0                  | 15,960,398         |
| CHODO         | 2     | 1,836,000          | 0                  | 1,836,000          |
| DP            | 198   | 0                  | 0                  | 0                  |
| DPS           | 5     | 0                  | 0                  | 0                  |
| DV1           | 68    | 0                  | 511,839            | 511,839            |
| DV1S          | 2     | 0                  | 10,000             | 10,000             |
| DV2           | 34    | 0                  | 303,000            | 303,000            |
| DV3           | 34    | 0                  | 310,000            | 310,000            |
| DV4           | 132   | 0                  | 1,059,343          | 1,059,343          |
| DV4S          | 4     | 0                  | 48,000             | 48,000             |
| DVHS          | 112   | 0                  | 16,298,350         | 16,298,350         |
| DVHSS         | 3     | 0                  | 475,699            | 475,699            |
| EX-XG         | 1     | 0                  | 3,000              | 3,000              |
| EX-XN         | 13    | 0                  | 3,006,302          | 3,006,302          |
| EX-XR         | 2     | 0                  | 208,580            | 208,580            |
| EX-XV         | 686   | 0                  | 112,789,134        | 112,789,134        |
| EX366         | 63    | 0                  | 16,166             | 16,166             |
| HS            | 5,165 | 0                  | 0                  | 0                  |
| HT            | 14    | 527,529            | 0                  | 527,529            |
| OV65          | 2,473 | 69,402,342         | 0                  | 69,402,342         |
| OV65S         | 4     | 106,851            | 0                  | 106,851            |
| PC            | 1     | 35,307             | 0                  | 35,307             |
| <b>Totals</b> |       | <b>137,568,427</b> | <b>135,039,413</b> | <b>272,607,840</b> |

**TAX ASSESSOR-COLLECTOR CERTIFICATION  
2021 TAX LEVY**

Entity: **Uvalde County Rd/Fld**


I, Roberto Valdez, Chief Appraiser for Uvalde County Appraisal District, acting as this entities' Tax Assessor-Collector, certify the following information is true and correct to the best of my knowledge for the 2021 tax year. The Appraisal District has prepared and mailed out tax bills to all property owners within your entity, and hereby certifies this entities' **Tax Levy** as follows:


| <b>Tax Assessor-Collector Certified Tax Levy</b> |                       |
|--|-----------------------|
| <b>Uvalde County Rd/Fld</b>                      | <b>\$2,837,912.50</b> |

  
\_\_\_\_\_  
Roberto Valdez, RPA, RTA, CCA, CTA

October 07, 2021  
Date

I attest that the individual signing above, subscribed and swore to the accuracy and truth of the information provided on this form, before me, this 7<sup>th</sup> day of October, 2021.

  
\_\_\_\_\_  
Notary Public



6-9-2024  
Date Commission Expires

# 2021 LEVY TOTALS

SU - UVALDE CO. ROAD/FLD

Property Count: 24,610

Grand Totals

10/6/2021

5:17:37PM

| Land                       |               | Value         |             |                                 |     |               |
|----------------------------|---------------|---------------|-------------|---------------------------------|-----|---------------|
| Homesite:                  |               | 138,672,804   |             |                                 |     |               |
| Non Homesite:              |               | 482,119,011   |             |                                 |     |               |
| Ag Market:                 |               | 2,404,230,779 |             |                                 |     |               |
| Timber Market:             |               | 0             |             | <b>Total Land</b>               | (+) | 3,025,022,594 |
| Improvement                |               | Value         |             |                                 |     |               |
| Homesite:                  |               | 547,357,051   |             |                                 |     |               |
| Non Homesite:              |               | 802,901,601   |             | <b>Total Improvements</b>       | (+) | 1,350,258,652 |
| Non Real                   |               | Count         | Value       |                                 |     |               |
| Personal Property:         |               | 1,901         | 375,523,561 |                                 |     |               |
| Mineral Property:          |               | 0             | 0           |                                 |     |               |
| Autos:                     |               | 0             | 0           | <b>Total Non Real</b>           | (+) | 375,523,561   |
|                            |               |               |             | <b>Market Value</b>             | =   | 4,750,804,807 |
| Ag                         | Non Exempt    | Exempt        |             |                                 |     |               |
| Total Productivity Market: | 2,404,230,779 | 0             |             |                                 |     |               |
| Ag Use:                    | 104,720,239   | 0             |             | <b>Productivity Loss</b>        | (-) | 2,299,510,540 |
| Timber Use:                | 0             | 0             |             | <b>Appraised Value</b>          | =   | 2,451,294,267 |
| Productivity Loss:         | 2,299,510,540 | 0             |             | <b>Homestead Cap</b>            | (-) | 42,218,758    |
|                            |               |               |             | <b>Assessed Value</b>           | =   | 2,409,075,509 |
|                            |               |               |             | <b>Total Exemptions Amount</b>  | (-) | 279,991,941   |
|                            |               |               |             | <b>(Breakdown on Next Page)</b> |     |               |
|                            |               |               |             | <b>Net Taxable</b>              | =   | 2,129,083,568 |

| Freeze   | Assessed    | Taxable     | Actual Tax | Ceiling    | Count |                                |                 |  |
|----------|-------------|-------------|------------|------------|-------|--------------------------------|-----------------|--|
| DP       | 13,247,182  | 12,387,222  | 10,992.54  | 11,164.57  | 197   |                                |                 |  |
| DPS      | 622,211     | 607,211     | 364.40     | 364.40     | 5     |                                |                 |  |
| OV65     | 284,486,853 | 207,003,467 | 153,788.07 | 157,015.17 | 2,383 |                                |                 |  |
| Total    | 298,356,246 | 219,997,900 | 165,145.01 | 168,544.14 | 2,585 | <b>Freeze Taxable</b>          | (-) 219,997,900 |  |
| Tax Rate | 0.1400000   |             |            |            |       |                                |                 |  |
|          |             |             |            |            |       | <b>Freeze Adjusted Taxable</b> | = 1,909,085,668 |  |

| Levy Info                    |           |                          |              |
|------------------------------|-----------|--------------------------|--------------|
| M&O Rate:                    | 0.1400000 | M&O Tax:                 | 2,837,870.28 |
| I&S Rate:                    | 0.0000000 | I&S Tax:                 | 0.00         |
| Protected I&S Rate:          | 0.0000000 | Protected I&S Tax:       | 0.00         |
|                              |           | Ag Penalty:              | 42.22        |
|                              |           | PP Late Penalty:         | 0.00         |
|                              |           | Late Correction Penalty: | 1.65         |
|                              |           | <b>Total Levy</b>        | 2,837,912.50 |
| Tax Increment Finance Value: | 0         |                          |              |
| Tax Increment Finance Levy:  | 0.00      |                          |              |

# 2021 LEVY TOTALS

SU - UVALDE CO. ROAD/FLD

Property Count: 24,610

Grand Totals

10/6/2021

5:17:39PM

## Exemption Breakdown

| Exemption     | Count | Local              | State              | Total              |
|---------------|-------|--------------------|--------------------|--------------------|
| AB            | 2     | 49,700,000         | 0                  | 49,700,000         |
| CH            | 18    | 15,960,398         | 0                  | 15,960,398         |
| CHODO         | 2     | 1,836,000          | 0                  | 1,836,000          |
| DP            | 198   | 577,000            | 0                  | 577,000            |
| DPS           | 5     | 15,000             | 0                  | 15,000             |
| DV1           | 68    | 0                  | 492,007            | 492,007            |
| DV1S          | 2     | 0                  | 10,000             | 10,000             |
| DV2           | 34    | 0                  | 291,000            | 291,000            |
| DV3           | 34    | 0                  | 310,000            | 310,000            |
| DV4           | 132   | 0                  | 1,047,265          | 1,047,265          |
| DV4S          | 4     | 0                  | 48,000             | 48,000             |
| DVHS          | 112   | 0                  | 14,039,311         | 14,039,311         |
| DVHSS         | 3     | 0                  | 385,699            | 385,699            |
| EX-XG         | 1     | 0                  | 3,000              | 3,000              |
| EX-XN         | 13    | 0                  | 3,006,302          | 3,006,302          |
| EX-XR         | 2     | 0                  | 208,580            | 208,580            |
| EX-XV         | 686   | 0                  | 112,789,134        | 112,789,134        |
| EX366         | 63    | 0                  | 16,166             | 16,166             |
| HS            | 5,165 | 0                  | 7,421,195          | 7,421,195          |
| HT            | 14    | 0                  | 0                  | 0                  |
| OV65          | 2,473 | 71,693,726         | 0                  | 71,693,726         |
| OV65S         | 4     | 106,851            | 0                  | 106,851            |
| PC            | 1     | 35,307             | 0                  | 35,307             |
| <b>Totals</b> |       | <b>139,924,282</b> | <b>140,067,659</b> | <b>279,991,941</b> |